

Organization of the Course

Christian Wüthrich

<http://philosophy.ucsd.edu/faculty/wuthrich/>

15 Introduction to Philosophy: Theory of Knowledge
Spring 2010

Course website

<http://philosophy.ucsd.edu/faculty/wuthrich/teaching.html>

There, you can find:

- this syllabus
- lecture notes
- link to e-reserves
- [midterm paper assignment](#)
- background material such as [podcasts](#)

[You are responsible for reading your email.](#)

Contact me

Office hours: Thursdays 3:30-5pm, and by appointment

Room 8047 HSS


☎ 858-534-6548 ✉ wuthrich@ucsd.edu

Teaching assistant

- Gil Hertshten (Office hours: W 1:30-3:30pm (TBC))
Room 8037 HSS ✉ ghert@ucsd.edu
- XXX (Office hours: TBA)
Room 80XX HSS ✉ XXX@ucsd.edu

Sections: A01: M 3-3:50pm, PCYNH 120 (TA tba)
A02: W 4-4:50pm, PCYNH 120 (TA tba)
A03: W 5-5:50pm, PCYNH 120 (TA tba)
A04: F 2-2:50pm, CENTR 201 (TA tba)

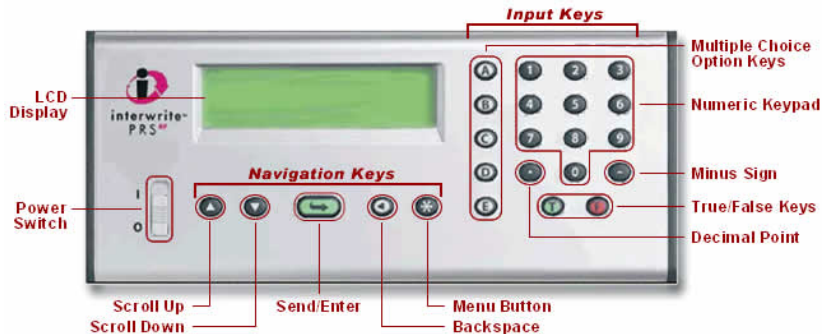
Required texts



Michael Huemer (ed.), *Epistemology: Contemporary Readings*, Routledge, 2002. This book costs about \$35 and is available at the Price Center.

All other texts are available electronically, either on the course website or through e-reserves.

Clickers: InterWrite PRS RF System



- available at the [Price Center](#) bookstore for \$52 (new) or \$39 (used)
- You will need to bring the clickers to class, starting next time.
- For more information, visit <http://clickers.ucsd.edu/>.

Course requirements and evaluation

I **grade to the curve!** (see Syllabus for details)

- 1 *Attendance* (lectures and section, for rounding)
- 2 *Participation* (20 points)
- 3 *Short paper* (20 points)
- 4 *Midterm exam* (25 points)
- 5 *Final exam* (35 points)

Item 3 (short paper) must be submitted **both as hard copy as well as through** <http://www.turnitin.com> in order to earn credit.

Enroll in this class at <http://www.turnitin.com> by creating a new profile. You will need the following information:

Class ID = 3122233

Enrollment Password = phil15sp10

Please contact me or the UCSD Student Conduct Coordinator or his Assistant at 4-0778 if you have trouble creating or accessing an account. **Troubles like these will not be an acceptable reason for late assignments.**

(2) Participation (20 points)

- Clicker score based on in-class questions that you answer using the InterWrite PRS RF student response system
- participating in these small quizzes and polls, your clicker score will be the percentage of points earned divided by the maximum possible
- **Important: you must have your clicker every class period to get these points—no exceptions**

(3) Short paper (20 points) [turnitin.com]

- **take-home short paper** worth 20 points, due on **27 April 2010** at the end of class
- roughly five pages
- must be submitted both in hard copy and through `turnitin.com`
- “open books”: use all sources, but they must be acknowledged and properly referenced
- in all cases, use your own wording (handout will be made available)
- late penalty (hard copy or `turnitin.com`): 5 points/day

(4) Midterm exam (25 points)

- **midterm exam** on 11 May 2010 in class
- “closed books”, you are not allowed to use books, notes, or your neighbour

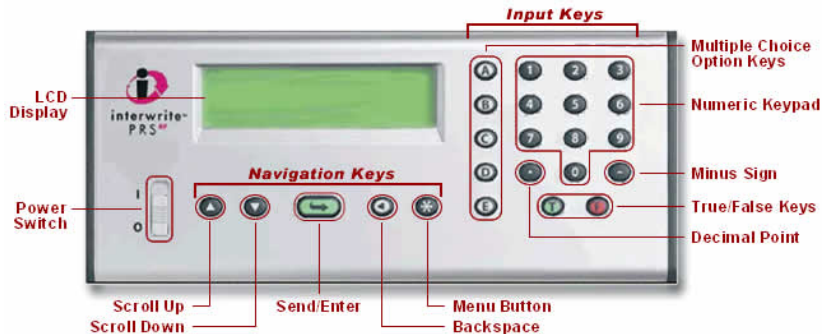
(5) Final exam (35 points)

- final exam on date and location TBA
- short identifications, one-paragraph-answer questions, and question asking for an essay-length answer
- “closed books”

Additional rules

- You must observe the University's Policy on Integrity of Scholarship, which can be found at <http://www-senate.ucsd.edu/manual/appendices/app2.htm>.
- Make-up exams (for both midterm and final) will only be given under the most severe circumstances. The student who wishes to write a make-up exam must inform me (by phone or email) ahead of the time when the exam takes place. In order to qualify for a make-up exam, appropriate evidence of the most severe circumstances must be produced by the student. I will determine, in consultation with the student, what qualifies as appropriate evidence.

Clickers: InterWrite PRS RF System



- available at the [Price Center](#) bookstore for \$52 (new) or \$39 (used)
- You will need to bring the clickers to class, starting today.
- For more information, visit <http://clickers.ucsd.edu/>.

Registering your clicker

- Start by reading the instructions that came with your clicker.
- You must first register your clicker:
 - 1 Power on your clicker.
 - 2 When *autoscan* begins, press the menu key (*) to stop it.
 - 3 Press (*) to display the **Setup Menu**.
 - 4 Scroll up or down to display the **ID:** menu option. Press enter to select it.
 - 5 Input your Student ID. Press backspace (<) to backspace. If your student ID contains alpha characters, press one of the letter keys to switch to *Alpha Mode* and display the selected alpha character on the LCD screen. Use up or down to scroll to the letter you want to input.
 - 6 If you're done, press enter to save your student ID.

Basic operation

- 1 Slide the **Power Switch** up to turn your clicker on. Your clicker will now begin *autoscanning* for a *Class* to *join*.
- 2 When autoscanning has completed, scroll up or down, if necessary, to your Class and press enter to join it.
- 3 The **ANS:** field will display on the top line of the screen and below it you will see the name of the Class you joined. You are now ready to participate in a clicker session.

Question Types

The questions you will be asked during a typical PRS session will be projected at the front of the classroom, and can be of six types:

- **Multiple choice** questions displays a list of numbered or lettered response options. You will choose one or more of these options.
- **True/False** questions accept (T) or (1) and (F) and (2) for your responses.
- **Numeric** questions expect numeric responses of up to 11 numeric characters that can include the Decimal Point (.) and the Minus Sign (-).
- **Series** questions expect a string of the response choices (without spaces) in the order requested.
- **Short Answer** questions allow a response of up to 11 alphanumeric characters. If the Short Answer is a fraction or a date, press the Decimal Point (.) twice to display the slash (/).
- **Survey** questions have no correct response.

Responding to Questions

The process is the same, regardless of the question type:

- Press the key(s) that represent your response, press enter to send it, and watch for the *Received* message.

Note

*You are responsible for **bringing** your clicker to each class, and for its proper **functioning** and **registration**. Address issues **immediately**, if there are any, not at the end of term.*